Io Micro 24V

ARKOSLIGHT

DIMENSIONS

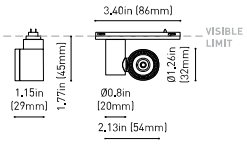

Accessories

BEAM MIXER DIFFUSER

ANTI-GLARE HONEYCOMB LOUVER

MINIMAL TRACK OPTIONS

	PRODUCT
Name	IO MICRO 24V UL 20º 2700K WT
Reference	U3870010WT
Color	Textured white
RAL	9016
Category	TRACK LIGHTS

	LIGHT SOURCE
Type	LED
Gross luminous flux	530 Lm
Color temperature	2700 K
Chromatic stability	MacAdam Step 2
Color Rendering Index	CRI>90
Power	4.7 W
Efficacy	113 Lm/W
LED lifespan	L90B10>60.000h

	LIGHTING FIXTURE | PHOTOMETRIC DATA
Lighting efficiency	83%
Delivered luminous flux	440 Lm
Light beam angle	20°

	LIGHTING FIXTURE | ELECTRICAL DATA
Power values of the system	5 W
Dimming	Dim options

	OTHER DATA
Environmental location	DRY
Track type	Minimal Track
Weight	0.13 lb | 60 gr
Packaged weight	0.22 lb | 100 gr
Packaging dimensions	4.45 x 3.03 x 1.5 in | 113 x 77 x 38 mm
Materials	Aluminium / Polycarbonate

Intertek

Awards

reddot winner 2020 innovative product

reddot winner 2020 lighting design

Bronze Delta ADI Awards 2020

HONORABLE MENTION EUROPEAN PRODUCT DESIGN AWARD

FX DESIGN AWARDS INTERNATIONAL INTERIOR WINNER 2020

archiproducts DESIGN AWARDS WINNER 2020

**US product only. Not available in Canada. iO Micro 24V is a LED spotlight miniaturised in a fixture that is so small that it fits on the palm of your hand. Designed for accent lighting applications, its small dimensions mean it can be fitted in display cabinets, shop windows and small places without generating an invasive presence on the scene. Created to be placed on a track, it offers all the features of concentrated LED spotlights with a minimalist and hyper-reduced design.

Calle N, s/n - Pol. Ind. El Oliveral
46394 Ribarroja del Turia - Valencia (Spain)
info@arkoslight.com - www.arkoslight.com

5 Year GUARANTEE*

Lighting Technical Data

ARKOSLIGHT

POLAR DIAGRAM

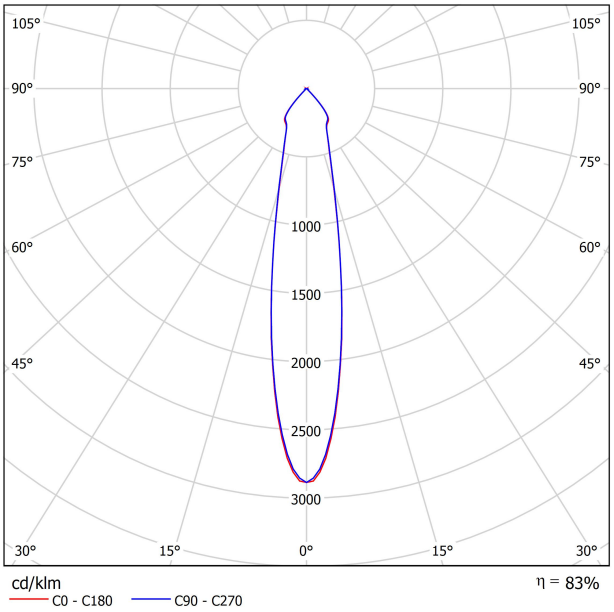

CONICAL DIAGRAM

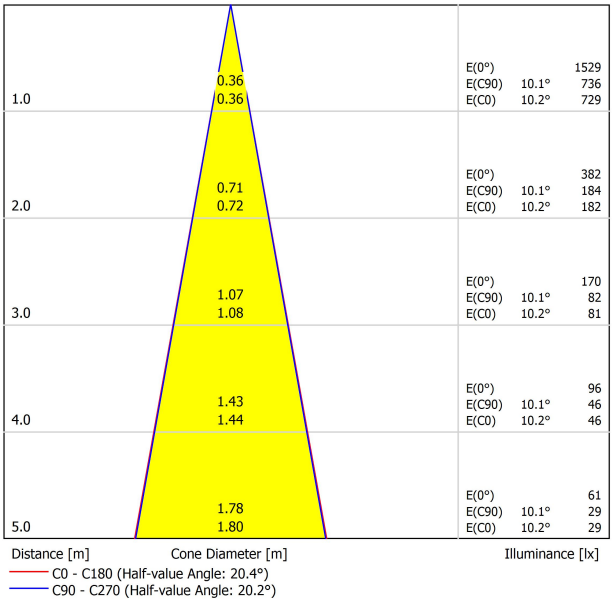

Beam Mixer Diffuser

ARKOSLIGHT

	PRODUCT
Model	Beam Mixer Diffuser
Reference	A3870000
Category	Accessories

NOT SOLD SEPARATELY.

Beam Mixer Diffuser

The beam mixer diffuser reduces irregularities and distortions caused by parabolic, Fresnel lenses, or TIR collimators, ensuring a more uniform light distribution without significantly increasing beam length.

Calle N, s/n - Pol. Ind. El Oliveral
46394 Ribarroja del Turia-Valencia (Spain)
info@arkoslight.com - www.arkoslight.com

5 Year GUARANTEE

Anti-glare Honeycomb Louver

ARKOSLIGHT

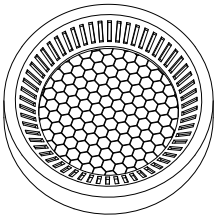

	PRODUCT
Model	Anti-glare Honeycomb Louver
Reference	A3870001WT
Colour	**WT** ☐ | Textured white
Category	Accessories

NOT SOLD SEPARATELY.

Anti-glare Honeycomb Louver

Accessory featuring a honeycomb structure designed to control the light beam, reduce glare, and prevent direct exposure to the light source.

Calle N, s/n - Pol. Ind. El Oliveral
46394 Ribarroja del Turia-Valencia (Spain)
info@arkoslight.com - www.arkoslight.com

5 Year GUARANTEE

Minimal Track

ARKOSLIGHT

Minimal Track is a 24V low-voltage lighting system designed to create minimalist and highly configurable installations. On this page, you'll find the necessary components to configure your surface-mounted system.

Track & accessories - Surface mounting

Configure the shape of your track, add end caps and the required accessories, and finish the setup with the conductive strip (rubber cable).

MINIMAL TRACK 24V

Profile 2m UL

U384-02-00- | N | WT |

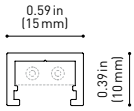

Rubber Cable n x 1m UL

U384-00-01- | N |

n = Total Lenght of System
1m = 39.37in

24 V | Max. 4A

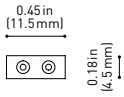

Corner 90º 1 Plane UL

U384-00-02- | N | WT |

Cable Lenght = 1.38in (35mm)

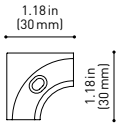

Corner 90º 1 Plane Rounded UL

U384-00-03- | N | WT |

Cable Lenght = 1.38in (35mm)

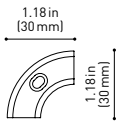

Corner 90º 2 Planes UL

U384-00-04- | N | WT |

Cable Lenght = 3.94in (100mm)

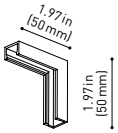

Curve 350 1 Plane UL

U384-00-09- | N | WT |

Cable Lenght = 25.59in (650mm)

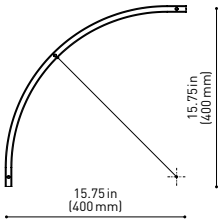

Connection Box UL

U384-00-06- | N | WT |

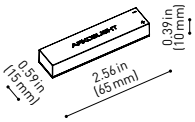

End Cap UL

U384-00-05- | N | WT |

Mounting scheme:

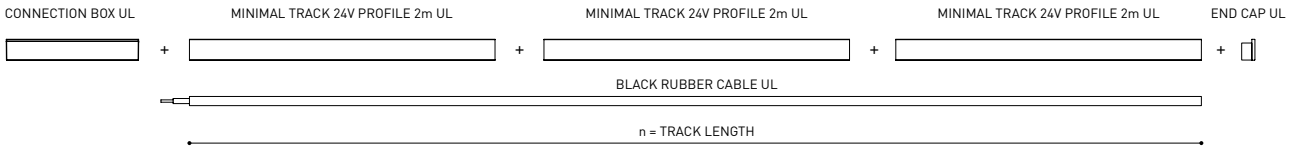

COLOUR | NT ■ RAL 9005 | WT □ RAL 9016 | N ■ RAL 9005 |

INSTALLATION GUIDE
https://youtu.be/KnedJbKp7oo

Calle N, s/n - Pol. Ind. El Oliveral
46394 Ribarroja del Turia-Valencia (Spain)
info@arkoslight.com - www.arkoslight.com

5 Year GUARANTEE

Minimal Track

ARKOSLIGHT

Minimal Track is a 24V low-voltage lighting system designed to create minimalist and highly configurable installations. On this page, you'll find the necessary components to configure your suspension-mounted system.

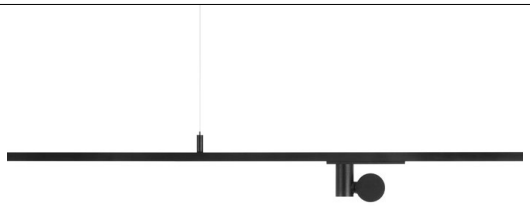

Track & accessories - Suspension mounting

Configure the shape of your track, add end caps and the required accessories, and finish the setup with the conductive strip (rubber cable).

MINIMAL TRACK 24V **Suspension UL**

Profile 2m UL

U384-02-00- | N | WT |

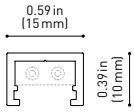

Rubber Cable n x 1m UL

U400-00-01- | N |

n = Total Lenght of System
1m = 39.37in

24 V | Max. 4A

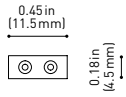

Profile 2m Initial feed kit UL

U400-02-10- | N | WT |

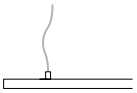

Suspension Straight Joiner UL

U400-00-02- | N | WT |

Profile 2m Middle feed kit UL*

U400-02-20- | N | WT |

* Unidirectional Middle Feed
2m = 78.74in

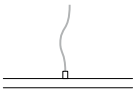

Suspension Kit UL

U400-02-04- | N | WT |

Max distance between suspension kits = 100 cm.

Suspension Corner 90º UL

U400-00-03- | N | WT |

Cable Lenght = 3.35in (85mm)

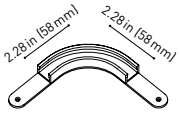

Suspension End Caps UL

U400-00-05- | N | WT |

Two End Caps Included

Curve 350 1 Plane UL

U384-00-09- | N | WT |

Cable Lenght = 25.59in (650mm)

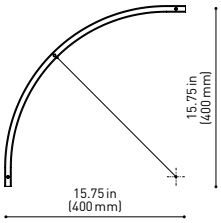

Mounting scheme:

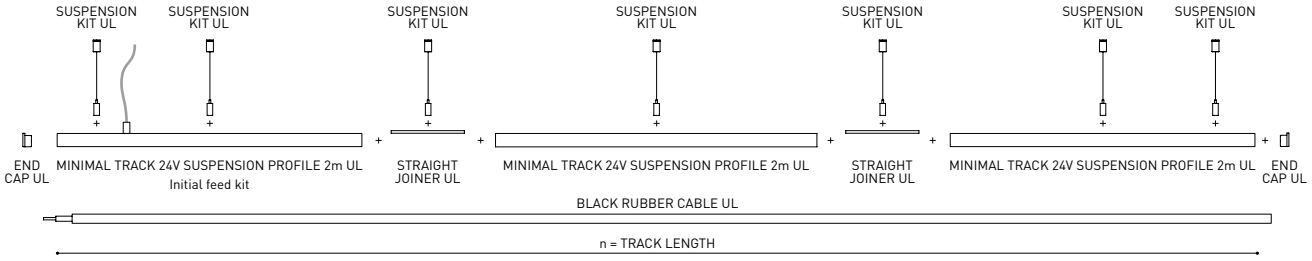

COLOUR | NT ■ RAL 9005 | WT □ RAL 9016 | N ■ RAL 9005 |

Calle N, s/n - Pol. Ind. El Oliveral
46394 Ribarroja del Turia-Valencia (Spain)
info@arkoslight.com - www.arkoslight.com

5 Year GUARANTEE

Power Supply

Select your power supply, include a dimmer if needed, and explore the connection diagrams provided.

		P	V	D (A x B x C)
MINIMAL TRACK 24V **Remote Power Supply UL**	**U384-00-07**	100W	24V	8.16 x 2.97 x 1.30 in 207.2 x 75.4 x 33 mm

120 & 277 V | 50/60 Hz | NO DIM

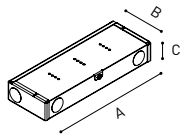

		P	V	D (A x B x C)
MINIMAL TRACK 24V **Dimmable Power Supply UL***	**U010-00-01**	60W	24V	5.83 x 1.68 x 1 in 148.2 x 42.6 x 25.4 mm
	U010-00-02	100W	24V	9.5 x 1.57 x 1 in 241.3 x 39.9 x 25.4 mm

120 & 277 V | 50/60 Hz | 0-10 V

*Power Supply requires an enclosure for instalation. Enclosure not provided

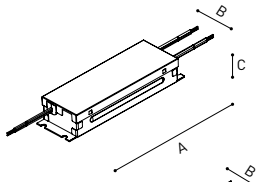

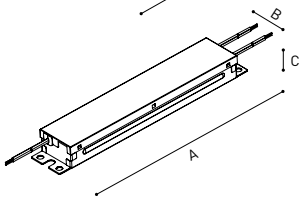

		P	V	D (A x B x C)
MINIMAL TRACK 24V **Constant Voltage Dimmer**	**U010-00-00**	144W	24V	2.86 x 1.18 x 0.71 in 72.6 x 30 x 18 mm

24 V | CASAMBI

Phase Cut and DMX DIM Options please consult

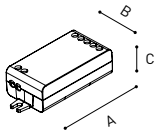

Connection diagrams:

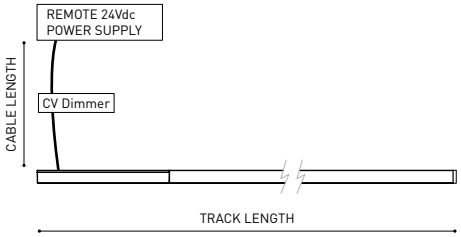

Surface system

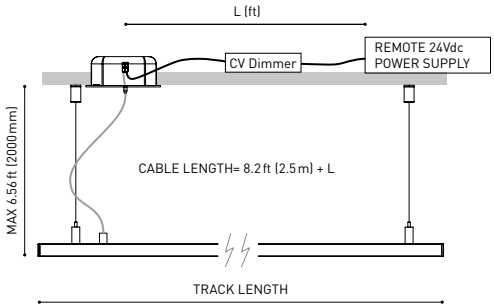

Suspension system

UL DROP VOLTAGE TABLE

		CABLE LENGTH			
		<16.40 ft <5 m	<32.80 ft <10 m	<65.62 ft <20 m	<98.43 ft <30 m
POWER	**CABLE SECTION**	**TRACK LENGTH**			
60 W	AWG18	98.43 ft 30 m	98.43 ft 30 m	65.62 ft 20 m	32.80 ft 10 m
	AWG16	98.43 ft 30 m	98.43 ft 30 m	98.43 ft 30 m	65.62 ft 20 m
96 W	AWG18	65.62 ft 20 m	32.80 ft 10 m	X	X
	AWG16	65.62 ft 20 m	65.62 ft 20 m	32.80 ft 10 m	X

Calle N, s/n - Pol. Ind. El Oliveral
46394 Ribarroja del Turia-Valencia (Spain)
info@arkoslight.com - www.arkoslight.com

5 Year GUARANTEE