Line Micro 24V

ARKOSLIGHT

DIMENSIONS

Accessories

MINIMAL TRACK OPTIONS

	PRODUCT
Name	LINE MICRO 250 24V UL 2700K N
Reference	U3950000N
Color	Matt black
RAL	Anodised, bath colour, looks alike RAL 9005
Category	TRACK LIGHTS

	LIGHT SOURCE
Type	LED
Gross luminous flux	330 Lm
Color temperature	2700 K
Chromatic stability	MacAdam Step 2
Color Rendering Index	CRI>90
Power	2 W
Efficacy	165 Lm/W
LED lifespan	L80B10>60.000h

	LIGHTING FIXTURE | PHOTOMETRIC DATA
Lighting efficiency	52%
Delivered luminous flux	172 Lm
Light beam angle	113°

	LIGHTING FIXTURE | ELECTRICAL DATA
Power values of the system	2.7 W
Dimming	Dim options

	OTHER DATA
Environmental location	DRY
Track type	Minimal Track
Weight	0.21 lb | 95 gr
Packaged weight	0.28 lb | 125 gr
Packaging dimensions	10.43 x 1.81 x 1.57 in | 265 x 46 x 40 mm
Materials	Aluminium / Polycarbonate

Intertek

Awards

reddot winner 2020 innovative product

reddot winner 2020 lighting design

Bronze Delta ADI Awards 2020

HONORABLE MENTION EUROPEAN PRODUCT DESIGN AWARD

FX DESIGN AWARDS INTERNATIONAL WINNER 2020

archiproducts DESIGN AWARDS WINNER 2020

Line Micro 24V, is the line-luminary of diffused light for Minimal Track applications. This lighting solution allows Jokerlight's 24V tracklight to combine accent lighting with longitudinal general lighting where required.

Calle N, s/n - Pol. Ind. El Oliveral
46394 Ribarroja del Turia - Valencia (Spain)
info@arkoslight.com - www.arkoslight.com

15-10-26 / 16:29

5 Year GUARANTEE*

Lighting Technical Data

ARKOSLIGHT

POLAR DIAGRAM

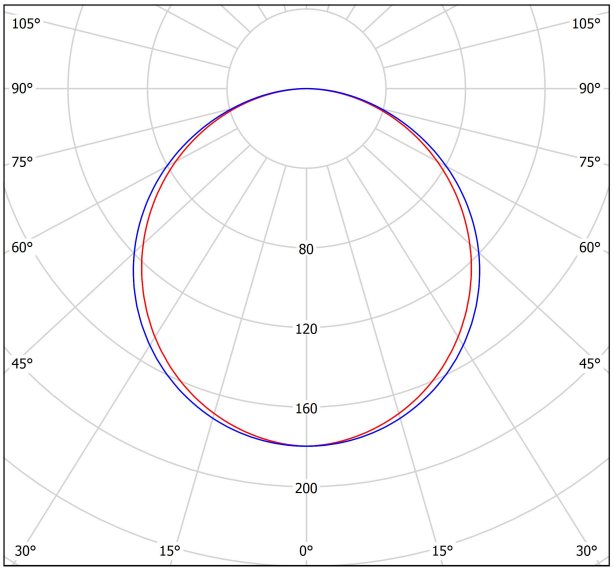

CONICAL DIAGRAM

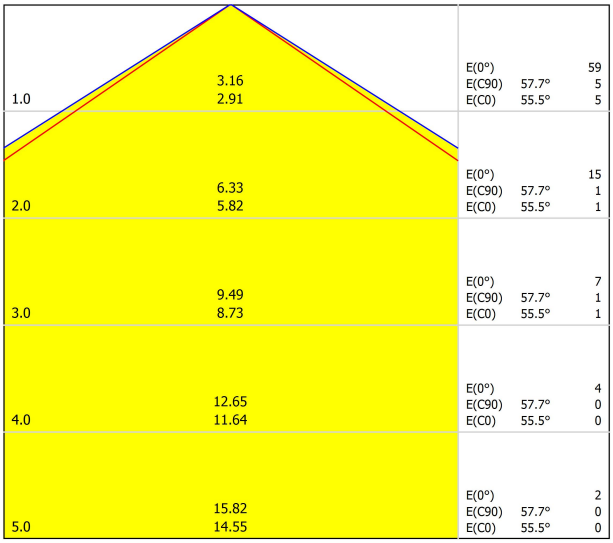

UGR

Glare Evaluation According to UGR

ρ Ceiling		70	70	50	50	30	70	70	50	50	30
ρ Walls		50	30	50	30	30	50	30	50	30	30
ρ Floor		20	20	20	20	20	20	20	20	20	20
Room Size X	Y	Viewing direction at right angles to lamp axis					Viewing direction parallel to lamp axis				
2H	2H	21.1	22.4	21.4	22.7	22.9	21.4	22.7	21.7	22.9	23.2
	3H	22.9	24.1	23.3	24.4	24.7	23.2	24.5	23.6	24.7	25.0
	4H	23.6	24.8	24.0	25.1	25.4	24.0	25.1	24.3	25.4	25.7
	6H	24.2	25.3	24.6	25.6	25.9	24.5	25.6	24.9	25.9	26.2
	8H	24.4	25.4	24.8	25.7	26.1	24.7	25.8	25.1	26.1	26.4
	12H	24.5	25.5	24.9	25.8	26.2	24.9	25.9	25.3	26.2	26.5
4H	2H	21.7	22.9	22.0	23.1	23.4	21.9	23.1	22.3	23.4	23.6
	3H	23.8	24.8	24.1	25.1	25.4	24.0	25.0	24.4	25.3	25.7
	4H	24.6	25.5	25.0	25.9	26.2	24.9	25.8	25.3	26.1	26.5
	6H	25.3	26.1	25.8	26.5	26.9	25.6	26.4	26.0	26.8	27.2
	8H	25.6	26.3	26.0	26.7	27.1	25.9	26.6	26.3	27.0	27.4
	12H	25.8	26.4	26.2	26.8	27.2	26.1	26.7	26.5	27.1	27.6
8H	4H	25.0	25.7	25.4	26.1	26.5	25.2	25.9	25.7	26.3	26.7
	6H	25.8	26.4	26.3	26.8	27.3	26.1	26.7	26.6	27.1	27.6
	8H	26.2	26.7	26.7	27.1	27.6	26.5	27.0	26.9	27.4	27.9
	12H	26.4	26.9	26.9	27.3	27.8	26.8	27.2	27.2	27.7	28.2
12H	4H	25.0	25.7	25.5	26.1	26.5	25.3	25.9	25.7	26.3	26.7
	6H	25.9	26.4	26.4	26.9	27.4	26.2	26.7	26.7	27.1	27.6
	8H	26.3	26.8	26.8	27.2	27.7	26.6	27.0	27.1	27.5	28.0
Variation of the observer position for the luminaire distances S											
S = 1.0H		+0.1 / -0.1					+0.1 / -0.1				
S = 1.5H		+0.2 / -0.3					+0.2 / -0.3				
S = 2.0H		+0.3 / -0.6					+0.3 / -0.6				
Standard table		BK06					BK06				
Correction Summand		10.5					10.8				
Corrected Glare Indices referring to 330lm Total Luminous Flux											

Minimal Track

ARKOSLIGHT

Minimal Track is a 24V low-voltage lighting system designed to create minimalist and highly configurable installations. On this page, you'll find the necessary components to configure your surface-mounted system.

Track & accessories - Surface mounting

Configure the shape of your track, add end caps and the required accessories, and finish the setup with the conductive strip (rubber cable).

MINIMAL TRACK 24V

Profile 2m UL

U384-02-00- | N | WT |

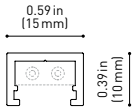

Rubber Cable n x 1m UL

U384-00-01- | N |

n = Total Lenght of System
1m = 39.37in

24 V | Max. 4A

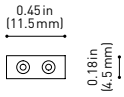

Corner 90º 1 Plane UL

U384-00-02- | N | WT |

Cable Lenght = 1.38in (35mm)

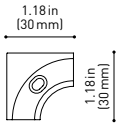

Corner 90º 1 Plane Rounded UL

U384-00-03- | N | WT |

Cable Lenght = 1.38in (35mm)

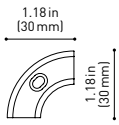

Corner 90º 2 Planes UL

U384-00-04- | N | WT |

Cable Lenght = 3.94in (100mm)

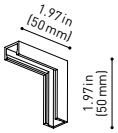

Curve 350 1 Plane UL

U384-00-09- | N | WT |

Cable Lenght = 25.59in (650mm)

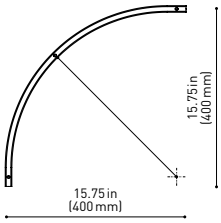

Connection Box UL

U384-00-06- | N | WT |

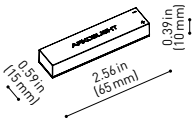

End Cap UL

U384-00-05- | N | WT |

Mounting scheme:

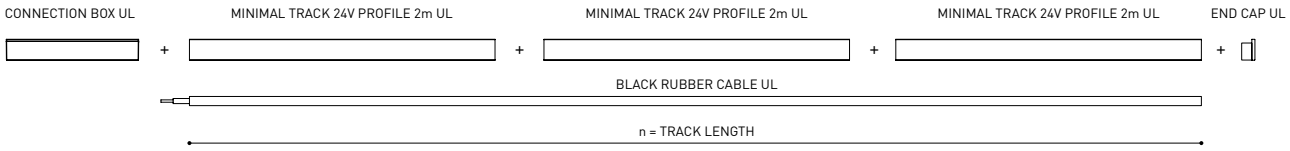

COLOUR | NT ■ RAL 9005 | WT □ RAL 9016 | N ■ RAL 9005 |

INSTALLATION GUIDE
https://youtu.be/KnedJbKp7oo

Calle N, s/n - Pol. Ind. El Oliveral
46394 Ribarroja del Turia-Valencia (Spain)
info@arkoslight.com - www.arkoslight.com

5 Year GUARANTEE

Minimal Track

ARKOSLIGHT

Minimal Track is a 24V low-voltage lighting system designed to create minimalist and highly configurable installations. On this page, you'll find the necessary components to configure your suspension-mounted system.

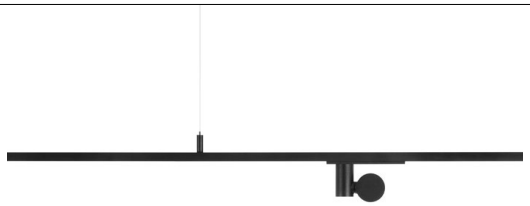

Track & accessories - Suspension mounting

Configure the shape of your track, add end caps and the required accessories, and finish the setup with the conductive strip (rubber cable).

MINIMAL TRACK 24V **Suspension UL**

Profile 2m UL

U384-02-00- | N | WT |

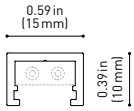

Rubber Cable n x 1m UL

U400-00-01- | N |

n = Total Lenght of System
1m = 39.37in

24 V | Max. 4A

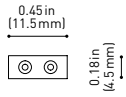

Profile 2m Initial feed kit UL

U400-02-10- | N | WT |

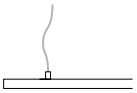

Suspension Straight Joiner UL

U400-00-02- | N | WT |

Profile 2m Middle feed kit UL*

U400-02-20- | N | WT |

* Unidirectional Middle Feed
2m = 78.74in

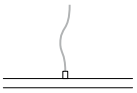

Suspension Kit UL

U400-02-04- | N | WT |

Max distance between suspension kits = 100 cm.

Suspension Corner 90º UL

U400-00-03- | N | WT |

Cable Lenght = 3.35in (85mm)

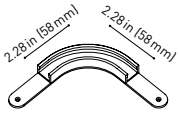

Suspension End Caps UL

U400-00-05- | N | WT |

Two End Caps Included

Curve 350 1 Plane UL

U384-00-09- | N | WT |

Cable Lenght = 25.59in (650mm)

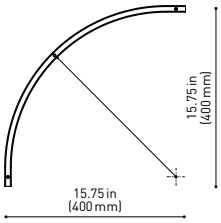

Mounting scheme:

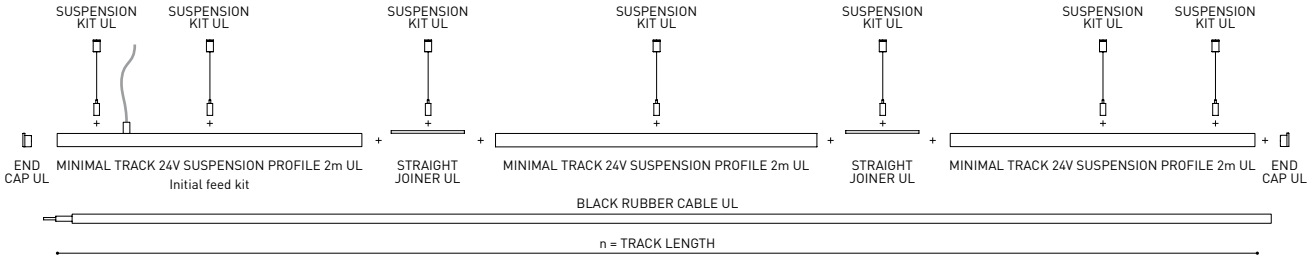

COLOUR | NT ■ RAL 9005 | WT □ RAL 9016 | N ■ RAL 9005 |

Calle N, s/n - Pol. Ind. El Oliveral
46394 Ribarroja del Turia-Valencia (Spain)
info@arkoslight.com - www.arkoslight.com

5 Year GUARANTEE

Power Supply

Select your power supply, include a dimmer if needed, and explore the connection diagrams provided.

		P	V	D (A x B x C)
MINIMAL TRACK 24V **Remote Power Supply UL**	**U384-00-07**	100W	24V	8.16 x 2.97 x 1.30 in 207.2 x 75.4 x 33 mm

120 & 277 V | 50/60 Hz | NO DIM

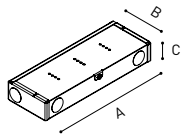

		P	V	D (A x B x C)
MINIMAL TRACK 24V **Dimmable Power Supply UL***	**U010-00-01**	60W	24V	5.83 x 1.68 x 1 in 148.2 x 42.6 x 25.4 mm
	U010-00-02	100W	24V	9.5 x 1.57 x 1 in 241.3 x 39.9 x 25.4 mm

120 & 277 V | 50/60 Hz | 0-10 V

*Power Supply requires an enclosure for instalation. Enclosure not provided

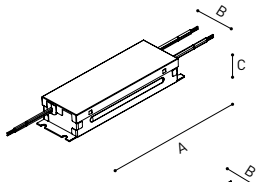

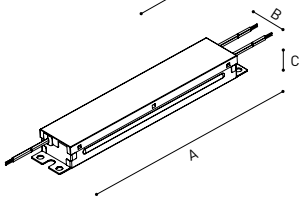

		P	V	D (A x B x C)
MINIMAL TRACK 24V **Constant Voltage Dimmer**	**U010-00-00**	144W	24V	2.86 x 1.18 x 0.71 in 72.6 x 30 x 18 mm

24 V | CASAMBI

Phase Cut and DMX DIM Options please consult

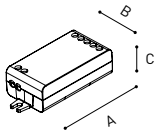

Connection diagrams:

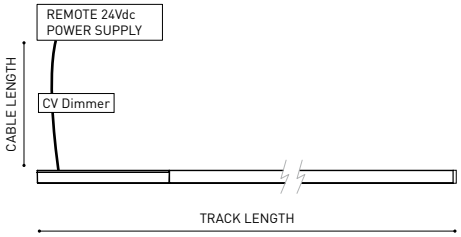

Surface system

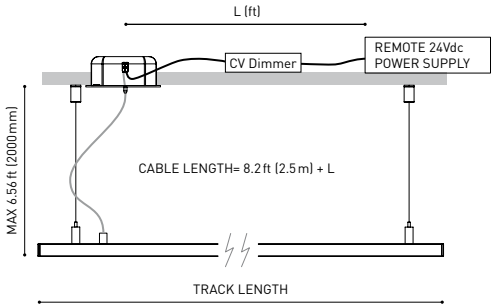

Suspension system

UL DROP VOLTAGE TABLE

		CABLE LENGTH			
		<16.40 ft <5 m	<32.80 ft <10 m	<65.62 ft <20 m	<98.43 ft <30 m
POWER	**CABLE SECTION**	**TRACK LENGTH**			
60 W	AWG18	98.43 ft 30 m	98.43 ft 30 m	65.62 ft 20 m	32.80 ft 10 m
	AWG16	98.43 ft 30 m	98.43 ft 30 m	98.43 ft 30 m	65.62 ft 20 m
96 W	AWG18	65.62 ft 20 m	32.80 ft 10 m	X	X
	AWG16	65.62 ft 20 m	65.62 ft 20 m	32.80 ft 10 m	X

Calle N, s/n - Pol. Ind. El Oliveral
46394 Ribarroja del Turia-Valencia (Spain)
info@arkoslight.com - www.arkoslight.com

5 Year GUARANTEE