# Flip 48V

ARKOSLIGHT

| | PRODUCT |
|---|---|
| Name | FLIP 48V UL FLOOD DIM 0/10V 2700K WTW |
| Reference | U4890120WTW |
| Color | Textured white - White track |
| RAL | 9016 |
| Category | TRACK LIGHTS |

| | LIGHT SOURCE |
|---|---|
| Type | LED |
| Gross luminous flux | 620 Lm |
| Color temperature | 2700 K |
| Chromatic stability | MacAdam Step 2 |
| Color Rendering Index | CRI>90 |
| Power | 6 W |
| Efficacy | 103 Lm/W |
| LED lifespan | L80B10>60.000h |

## DIMENSIONS

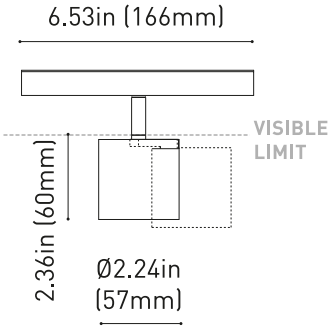


| | LIGHTING FIXTURE \| PHOTOMETRIC DATA |
|---|---|
| Lighting efficiency | 78% |
| Delivered luminous flux | 484 Lm |
| Light beam angle | 34° |

| | LIGHTING FIXTURE \| ELECTRICAL DATA |
|---|---|
| Power values of the system | 7 W |
| Dimming | 0-10V |

| | OTHER DATA |
|---|---|
| Environmental location | DAMP |
| Swivel angle | 90° |
| Rotation angle | 360° |
| Track type | Track 48V |
| Weight | 0.430 lb \| 195 gr |
| Packaged weight | 0.606 lb \| 275 gr |
| Packaging dimensions | 8.19 x 5.79 x 2.80 in \| 208 x 147 x 71 mm |
| Materials | Aluminium / Acrylonitrile Butadiene Styrene / Polycarbonate |

## Accessories

TRACK 48V OPTIONS

Intertek

Flip is pure form and movement. Its adjustable and tilting and design imbues versatility and enables this product to bathe light wherever it is desired. Its 48V track version traverses the space which illuminates and defines.

# Lighting Technical Data

ARKOSLIGHT

POLAR DIAGRAM

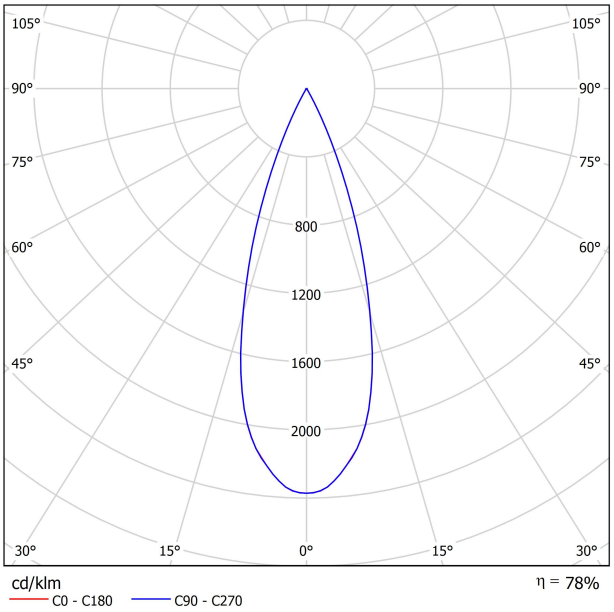


CONICAL DIAGRAM

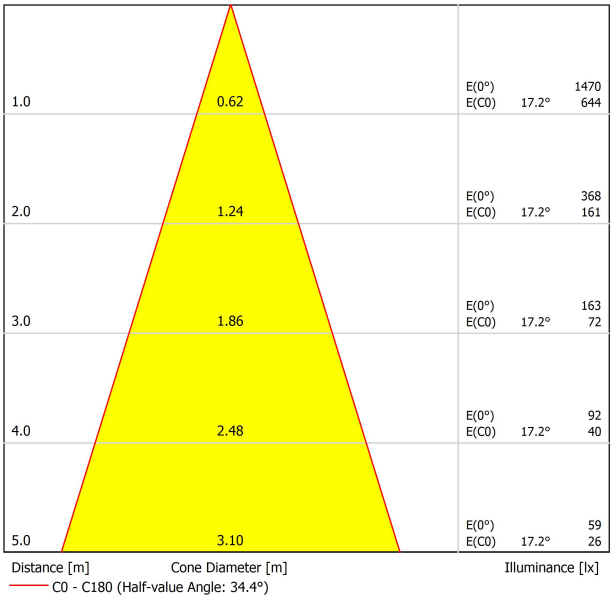

# Track 48V

ARKOSLIGHT

48V track lighting systems are low-voltage lighting solutions based on electrified tracks. The track serves both as a physical structure and as a power carrier, allowing light modules to be placed and repositioned as needed, offering flexibility, safety, and energy efficiency.
Ideal for projects that demand minimalist design, high performance, and adaptability.

To configure your 48V system, you'll need to combine the following components:

1. Tracks – Available in surface, trimless, surface short, suspended (using suspension accessories with the surface track), and indirect light versions. They form the structural and electrical base of the system.

2. Connectors & Power Supply – Ensure electrical continuity between track sections and provide the 48V power input.

3. Accessories – Including end caps, joiners, mounting elements, and optional installation accessories to complete and secure the setup.

## Track Options

### Surface

| | | |
|---|---|---|
| TRACK 48V SURFACE 3.28ft (1m) UL | U338-11-00- | NT \| WT \| |
| TRACK 48V SURFACE 6.56ft (2m) UL | U338-12-00- | NT \| WT \| |

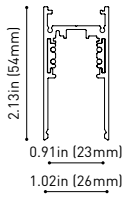


| | | |
|---|---|---|
| TRACK 48V SURFACE Corner 90º One Plane UL | U338-14-00- | NT \| WT \| |
| TRACK 48V SURFACE T-Joint UL | U338-15-00- | NT \| |
| TRACK 48V SURFACE X-Joint UL | U338-16-00- | NT \| |

Corner 90º One Plane UL

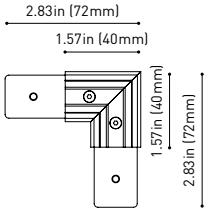


T-Joint UL

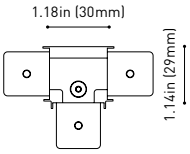


X-Joint UL

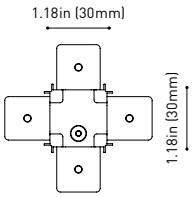


Straight joiners included
*Electrical connections not included

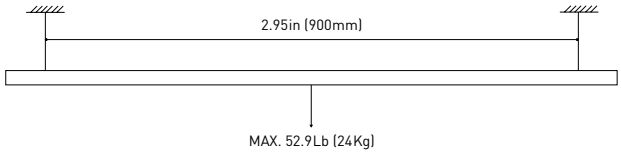


### Trimless

TRIMLESS INSTALLATION GUIDE
https://youtu.be/tgGsQdaYe-w

| | | |
|---|---|---|
| TRACK 48V TRIMLESS 3.28ft (1m) UL | U338-01-00- | N \| WT \| |
| TRACK 48V TRIMLESS 6.56ft (2m) UL | U338-02-00- | N \| WT \| |
| TRACK 48V TRIMLESS Corner 90º One Plane UL | U338-06-00- | N \| WT \| |
| TRACK 48V TRIMLESS Corner 90º Two Planes UL | U338-07-00- | N \| WT \| |

Plasterboard ceiling, mandatory thickness 0.50in (12.5mm). Recommended for installations where the profile can be installed before the false plasterboard ceiling.

Track 48V Trimless UL

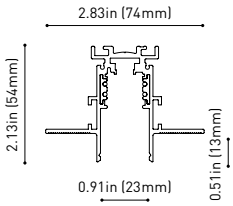


Corner 90º One Plane UL

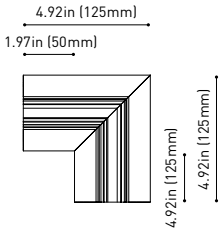


*Electrical connection not included

Corner 90º Two Planes UL

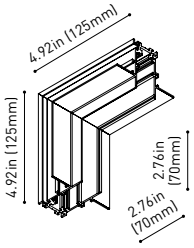


*Electrical connection not included

| | | |
|---|---|---|
| TRACK 48V TRIMLESS DEEPER 4ft (1.21m) UL | U338-31-00- | N \| WT \| |
| TRACK 48V TRIMLESS DEEPER 8ft (2.44m) UL | U338-32-00- | N \| WT \| |
| TRACK 48V TRIMLESS DEEPER | | |
| Corner 90º One Plane UL | U338-36-00- | N \| WT \| |
| Corner 90º Two Planes UL | U338-37-00- | N \| WT \| |

Plasterboard ceiling, mandatory thickness 0.63in (15.9mm). Recommended for installations where the profile can be installed before the false plasterboard ceiling.

Track 48V Trimless Deeper UL

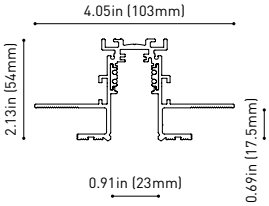


Track 48V Trim. Deeper Corner 90º One Plane UL

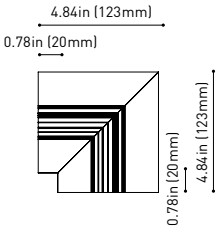


*Electrical connection not included

Track 48V Trim. Deeper Corner 90º Two Planes UL

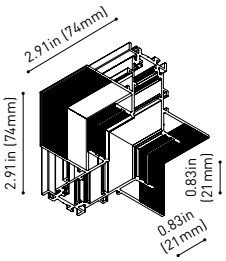


*Electrical connection not included

COLOUR | NT ■ RAL 9005 | WT □ RAL 9016 | N ■ RAL 9005 |

*Electrical connections are not included. Please choose the required components from the Connectors section.

Calle N, s/n - Pol. Ind. El Oliveral
46394 Ribarroja del Turia-Valencia (Spain)
info@arkoslight.com - www.arkoslight.com

5 Year GUARANTEE

# Track 48V

ARKOSLIGHT

## Complementary track accessories

Use end caps, joiners, and gap covers to connect, close, and cleanly finish your track setup.

### Surface

Surface Straight Joiner 48V UL
U338-00-11

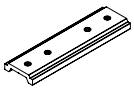

### Trimless

Trimless Straight Joiners (2 units) 48V UL
U338-00-05- | N | WT |

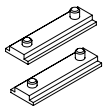

### For all tracks

End 48V UL
U338-00-06- | NT | WT |

End Feed 48V UL
U338-00-07- | NT | WT |

Cover Gap 3.28ft (1m) 48V UL
U338-00-30- | N | W |

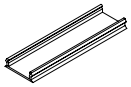

## Connector options

Connectors are required to provide electrical continuity between tracks, ensuring an uninterrupted 48V flow.

Live-End Connector 48V UL
U338-00-01- | N | W |

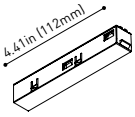


Central Connector 48V UL
U338-00-02- | N | W |

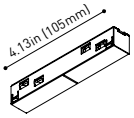


T-Joint Connector 48V UL
U450-00-07- | N |

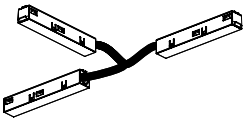

Wireless Control 48V UL
U434-01-31- | N | W | Casambi

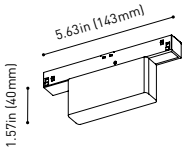


Corner 90º Connector One Plane 48V UL
U338-00-24- | N | W |
*Not suitable for trimless version

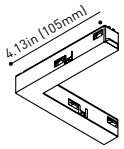


L-Joint Connector 48V UL
U338-00-12- | N | W |

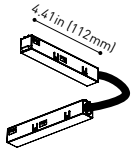


X-Joint Connector 48V UL
U450-00-08- | N |

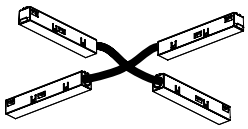

## Power Supply Options

Select the appropriate power feed to deliver 48V to the system based on your track layout and installation type.

### For all tracks

| | | P | V | D |
|---|---|---|---|---|
| CONSTANT VOLTAGE LED POWER SUPPLY | U100-00-78 | 96W | 48V | 8.16 x 2.97 x 1.30 in<br>207 x 75.4 x 33 mm |

120 & 277 V | 50/60 Hz

UL DROP VOLTAGE TABLE

| | | CABLE LENGHT | | | |
|---|---|---|---|---|---|
| | | 16.40ft<br>5m | 32.80ft<br>10m | 65.62ft<br>20m | 98.43ft<br>30m |
| POWER | CABLE SECTION | TRACK LENGHT | | | |
| 96W | AWG16 | 164ft<br>50m | 164ft<br>50m | 131.32ft<br>40m | 82ft<br>25m |

COLOUR | N ■ RAL 9005 | W □ RAL 9016 |

Calle N, s/n - Pol. Ind. El Oliveral
46394 Ribarroja del Turia-Valencia (Spain)
info@arkoslight.com - www.arkoslight.com

5 Year GUARANTEE

## Other accessories

### Alternative suspension installation

For a suspended configuration, use surface components together with the following accessories:

**Suspension Kit (2 units) 48V UL**

U338-00-15- | NT | WT |

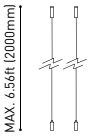


**Suspension feed Kit (2 units) 48V UL**

U338-00-17- | N | W | DIM

*for remote power supply

### Trimless installation accessories

Accessories designed to assist in the installation of trimless track systems, making the process easier and ensuring precision.

**Trimless Plaster Installation Guard 3.28ft (1m) 48V UL**

U338-00-21

Recommended for installation

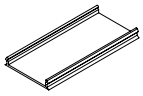

**Fixing Template for Track 48V Trimless UL**

U338-00-31

Recommended for installation

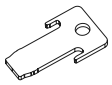

**Fixing Template for Track 48V Trimless Deeper UL**

U338-30-31

Recommended for installation

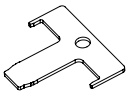

### Trimless mounting accessories

These accessories offer different options for installing trimless track systems according to ceiling type and project needs.

**Trimless T-Bracket 48V UL** U338-00-03

**Trimless Long T-Bracket 48V UL** A338-00-04

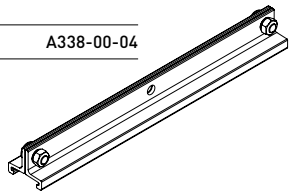

**Trimless Clamp for M6 ROD 48V UL** U338-00-09

*See accessories quantities

**Trimless Track Clamp 48V UL** U338-00-10

*See accessories quantities

**Trimless Suspension Kit 48V UL** U338-00-08

*See accessories quantities

SUGGESTED MOUNTING ACCESSORIES QUANTITIES

3.28 ft (1000 mm) - 2 Pcs

6.56 ft (2000 mm) - 3 Pcs

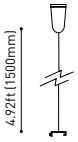


TRIMLESS INSTALLATION GUIDE

https://youtu.be/tgGsQdaYe-w

COLOUR | NT ■ RAL 9005 | WT □ RAL 9016 | N ■ RAL 9005 | W □ RAL 9016 |

Calle N, s/n - Pol. Ind. El Oliveral
46394 Ribarroja del Turia-Valencia (Spain)
info@arkoslight.com - www.arkoslight.com

5 Year GUARANTEE