Flip 48V

ARKOSLIGHT

	PRODUCT
Name	FLIP 48V UL FLOOD DIM DALI 2700K WTW
Reference	U4890220WTW
Color	Textured white - White track
RAL	9016
Category	TRACK LIGHTS

	LIGHT SOURCE
Type	LED
Gross luminous flux	620 Lm
Color temperature	2700 K
Chromatic stability	MacAdam Step 2
Color Rendering Index	CRI>90
Power	6 W
Efficacy	103 Lm/W
LED lifespan	L80B10>60.000h

DIMENSIONS

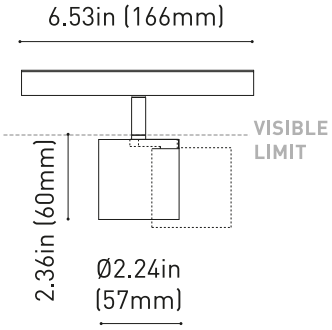

	LIGHTING FIXTURE | PHOTOMETRIC DATA
Lighting efficiency	78%
Delivered luminous flux	484 Lm
Light beam angle	34°

	LIGHTING FIXTURE | ELECTRICAL DATA
Power values of the system	7 W
Dimming	DALI

	OTHER DATA
Environmental location	DAMP
Swivel angle	90°
Rotation angle	360°
Track type	Track 48V
Weight	0.430 lb | 195 gr
Packaged weight	0.606 lb | 275 gr
Packaging dimensions	8.19 x 5.79 x 2.80 in | 208 x 147 x 71 mm
Materials	Aluminium / Acrylonitrile Butadiene Styrene / Polycarbonate

Accessories

TRACK 48V OPTIONS

Intertek

Flip is pure form and movement. Its adjustable and tilting and design imbues versatility and enables this product to bathe light wherever it is desired. Its 48V track version traverses the space which illuminates and defines.

Calle N, s/n - Pol. Ind. El Oliveral
46394 Ribarroja del Turia - Valencia (Spain)
info@arkoslight.com - www.arkoslight.com

5 Year GUARANTEE*

Lighting Technical Data

ARKOSLIGHT

POLAR DIAGRAM

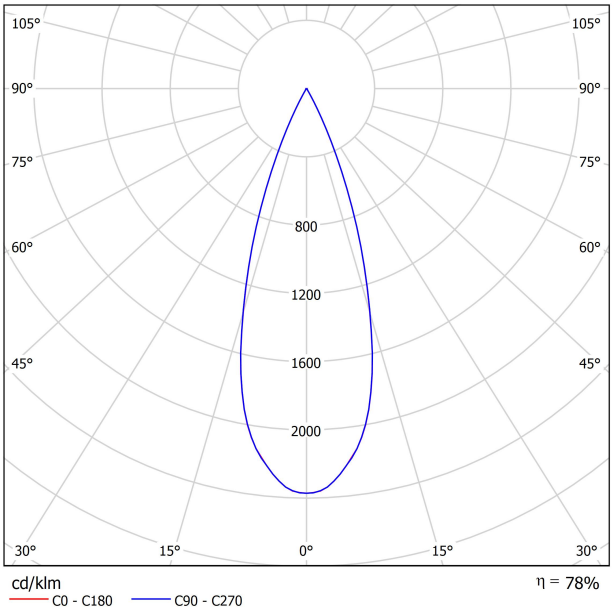

CONICAL DIAGRAM

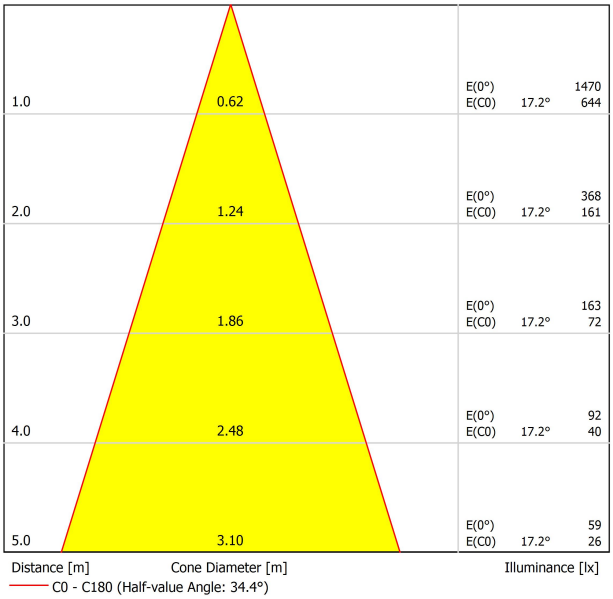

Track 48V

ARKOSLIGHT

48V track lighting systems are low-voltage lighting solutions based on electrified tracks. The track serves both as a physical structure and as a power carrier, allowing light modules to be placed and repositioned as needed, offering flexibility, safety, and energy efficiency.
Ideal for projects that demand minimalist design, high performance, and adaptability.

To configure your 48V system, you'll need to combine the following components:

1. Tracks – Available in surface, trimless, surface short, suspended (using suspension accessories with the surface track), and indirect light versions. They form the structural and electrical base of the system.

2. Connectors & Power Supply – Ensure electrical continuity between track sections and provide the 48V power input.

3. Accessories – Including end caps, joiners, mounting elements, and optional installation accessories to complete and secure the setup.

Track Options

Surface

TRACK 48V SURFACE 3.28ft (1m) UL	U338-11-00-	NT | WT |
TRACK 48V SURFACE 6.56ft (2m) UL	U338-12-00-	NT | WT |

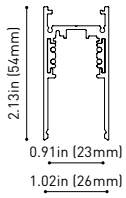

TRACK 48V SURFACE Corner 90º One Plane UL	U338-14-00-	NT | WT |
TRACK 48V SURFACE T-Joint UL	U338-15-00-	NT |
TRACK 48V SURFACE X-Joint UL	U338-16-00-	NT |

Corner 90º One Plane UL

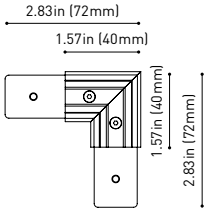

T-Joint UL

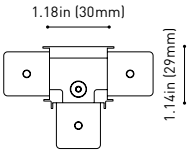

X-Joint UL

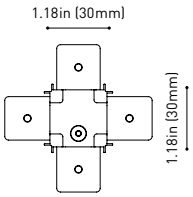

Straight joiners included
*Electrical connections not included

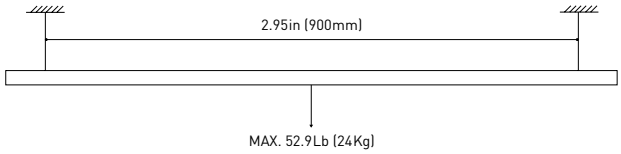

Trimless

TRIMLESS INSTALLATION GUIDE
https://youtu.be/tgGsQdaYe-w

TRACK 48V TRIMLESS 3.28ft (1m) UL	U338-01-00-	N | WT |
TRACK 48V TRIMLESS 6.56ft (2m) UL	U338-02-00-	N | WT |
TRACK 48V TRIMLESS Corner 90º One Plane UL	U338-06-00-	N | WT |
TRACK 48V TRIMLESS Corner 90º Two Planes UL	U338-07-00-	N | WT |

Plasterboard ceiling, mandatory thickness 0.50in (12.5mm). Recommended for installations where the profile can be installed before the false plasterboard ceiling.

Track 48V Trimless UL

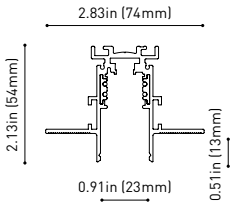

Corner 90º One Plane UL

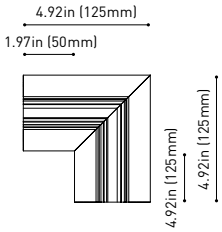

*Electrical connection not included

Corner 90º Two Planes UL

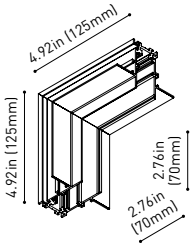

*Electrical connection not included

TRACK 48V TRIMLESS DEEPER 4ft (1.21m) UL	U338-31-00-	N | WT |
TRACK 48V TRIMLESS DEEPER 8ft (2.44m) UL	U338-32-00-	N | WT |
TRACK 48V TRIMLESS DEEPER		
Corner 90º One Plane UL	U338-36-00-	N | WT |
Corner 90º Two Planes UL	U338-37-00-	N | WT |

Plasterboard ceiling, mandatory thickness 0.63in (15.9mm). Recommended for installations where the profile can be installed before the false plasterboard ceiling.

Track 48V Trimless Deeper UL

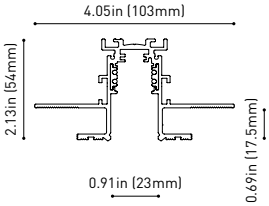

Track 48V Trim. Deeper Corner 90º One Plane UL

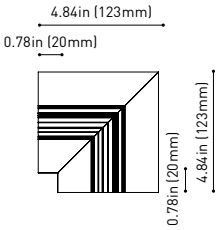

*Electrical connection not included

Track 48V Trim. Deeper Corner 90º Two Planes UL

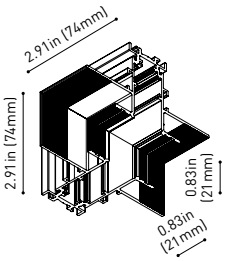

*Electrical connection not included

COLOUR | NT ■ RAL 9005 | WT □ RAL 9016 | N ■ RAL 9005 |

*Electrical connections are not included. Please choose the required components from the Connectors section.

Calle N, s/n - Pol. Ind. El Oliveral
46394 Ribarroja del Turia-Valencia (Spain)
info@arkoslight.com - www.arkoslight.com

5 Year GUARANTEE

Track 48V

ARKOSLIGHT

Complementary track accessories

Use end caps, joiners, and gap covers to connect, close, and cleanly finish your track setup.

Surface

Surface Straight Joiner 48V UL
U338-00-11

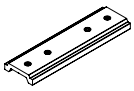

Trimless

Trimless Straight Joiners (2 units) 48V UL
U338-00-05- | N | WT |

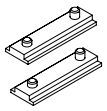

For all tracks

End 48V UL
U338-00-06- | NT | WT |

End Feed 48V UL
U338-00-07- | NT | WT |

Cover Gap 3.28ft (1m) 48V UL
U338-00-30- | N | W |

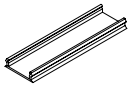

Connector options

Connectors are required to provide electrical continuity between tracks, ensuring an uninterrupted 48V flow.

Live-End Connector 48V UL
U338-00-01- | N | W |

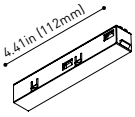

Central Connector 48V UL
U338-00-02- | N | W |

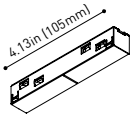

T-Joint Connector 48V UL
U450-00-07- | N |

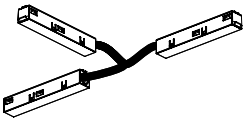

Wireless Control 48V UL
U434-01-31- | N | W | Casambi

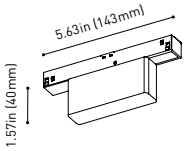

Corner 90º Connector One Plane 48V UL
U338-00-24- | N | W |
*Not suitable for trimless version

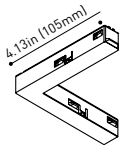

L-Joint Connector 48V UL
U338-00-12- | N | W |

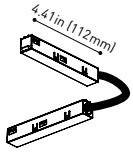

X-Joint Connector 48V UL
U450-00-08- | N |

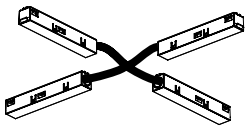

Power Supply Options

Select the appropriate power feed to deliver 48V to the system based on your track layout and installation type.

For all tracks

		P	V	D
CONSTANT VOLTAGE LED POWER SUPPLY	U100-00-78	96W	48V	8.16 x 2.97 x 1.30 in 207 x 75.4 x 33 mm

120 & 277 V | 50/60 Hz

UL DROP VOLTAGE TABLE

		CABLE LENGHT			
		16.40ft 5m	32.80ft 10m	65.62ft 20m	98.43ft 30m
POWER	CABLE SECTION	TRACK LENGHT			
96W	AWG16	164ft 50m	164ft 50m	131.32ft 40m	82ft 25m

COLOUR | N ■ RAL 9005 | W □ RAL 9016 |

Calle N, s/n - Pol. Ind. El Oliveral
46394 Ribarroja del Turia-Valencia (Spain)
info@arkoslight.com - www.arkoslight.com

5 Year GUARANTEE

Other accessories

Alternative suspension installation

For a suspended configuration, use surface components together with the following accessories:

Suspension Kit (2 units) 48V UL

U338-00-15- | NT | WT |

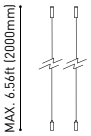

Suspension feed Kit (2 units) 48V UL

U338-00-17- | N | W | DIM

*for remote power supply

Trimless installation accessories

Accessories designed to assist in the installation of trimless track systems, making the process easier and ensuring precision.

Trimless Plaster Installation Guard 3.28ft (1m) 48V UL

U338-00-21

Recommended for installation

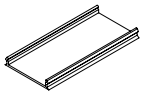

Fixing Template for Track 48V Trimless UL

U338-00-31

Recommended for installation

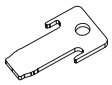

Fixing Template for Track 48V Trimless Deeper UL

U338-30-31

Recommended for installation

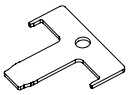

Trimless mounting accessories

These accessories offer different options for installing trimless track systems according to ceiling type and project needs.

Trimless T-Bracket 48V UL U338-00-03

Trimless Long T-Bracket 48V UL A338-00-04

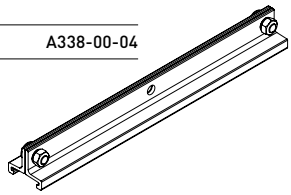

Trimless Clamp for M6 ROD 48V UL U338-00-09

*See accessories quantities

Trimless Track Clamp 48V UL U338-00-10

*See accessories quantities

Trimless Suspension Kit 48V UL U338-00-08

*See accessories quantities

SUGGESTED MOUNTING ACCESSORIES QUANTITIES

3.28 ft (1000 mm) - 2 Pcs

6.56 ft (2000 mm) - 3 Pcs

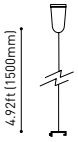

TRIMLESS INSTALLATION GUIDE

https://youtu.be/tgGsQdaYe-w

COLOUR | NT ■ RAL 9005 | WT □ RAL 9016 | N ■ RAL 9005 | W □ RAL 9016 |

Calle N, s/n - Pol. Ind. El Oliveral
46394 Ribarroja del Turia-Valencia (Spain)
info@arkoslight.com - www.arkoslight.com

5 Year GUARANTEE